

Thai Handwriting Practice

This worksheet should be used with the ActiveThai interactive program. Visit our website for your free Thai lesson.

Instructions:

Print this worksheet and use it to practice writing the vowels.

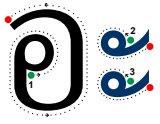
For the best outcome, use this study method:

- 1) Browse to this page: <https://activethai.com/?go=23>
- 2) Play the ActiveThai program and listen to the native Thai speaker say the name of the vowel.
- 3) Always repeat the words you hear out loud, while looking at the shape of the vowel.
- 4) Use the following pages to draw the vowels. Play the sound file each time you start again, and practice saying it several times while you are forming its shape on paper.
- 5) When you are confident that you can say them all, and recognize them, use a separate sheet of paper to make a list of the Thai vowels without looking at this worksheet or the program.
- 6) Repeat steps 1 - 4 until you can list them all, and say the sounds that they make.
- 7) Take a 15 minute break, then try making your list again. The goal is to be able to name all the vowels, and know if they have a long or short sound.

The Basic Vowels (Monothongs)

These vowels have a single sound, that can be either long or short. Play the sound file, listen, repeat, and practice writing, all at the same time.


sàrà **a** short sound
a - like u in but



อะ อะ อะ อะ อะ อะ อะ อะ อะ

อะ


sàrà **aa** long sound
a - like ah in father



อา อา อา อา อา อา อา อา อา

อา

sàrà **i** short sound




อิ อิ อิ อิ อิ อิ อิ อิ อิ อิ อิ อิ อิ

อิ

e - like y in needy

sàrà **ii** long sound




อี อี อี อี อี อี อี อี อี อี อี อี อี

อี

e - like ee in free

sàrà **u** short sound




อุ อุ อุ อุ อุ อุ อุ อุ อุ อุ อุ อุ อุ

อุ

u - like u in French du

sàrà **uu** long sound



อู อู อู อู อู อู อู อู อู อู อู อู อู


อู

uu - like u in pure

The Basic Vowels (continued)

sàrà **u**
u - like oo in book

short sound




u u u u u u u u u u u u u u u u

u

sàrà **uu**
uu - like oo in too

long sound

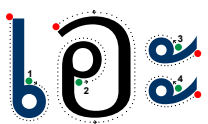


uu uu uu uu uu uu uu uu uu uu uu uu uu uu uu uu

uu

sàrà **e**
e - like e in bet

short sound

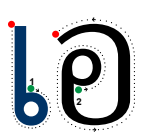


e e e e e e e e e e e e e e e e

e

sàrà **eh**
a - like a in frame

long sound




eh eh eh eh eh eh eh eh eh eh eh eh eh eh eh eh

eh

sàrà **ae**
a - like u in but

short sound

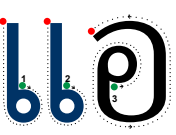


ae ae ae ae ae ae ae ae ae ae ae ae ae ae ae ae

ae

sàrà **aae**
a - like a in bad

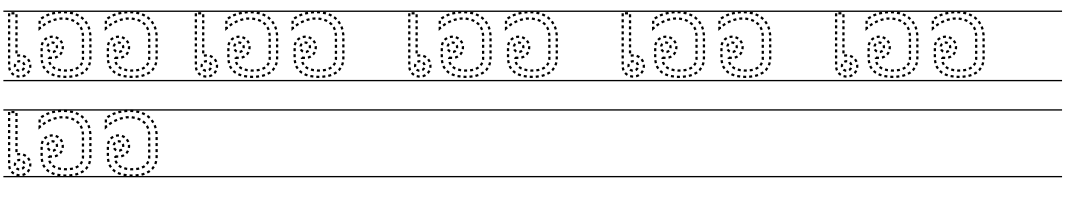
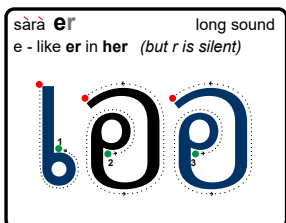
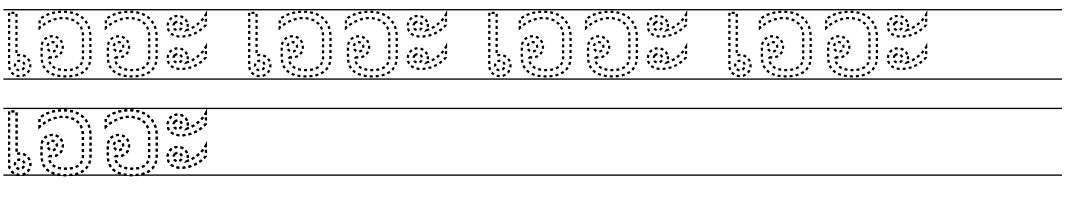
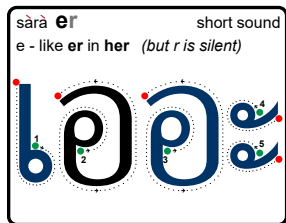
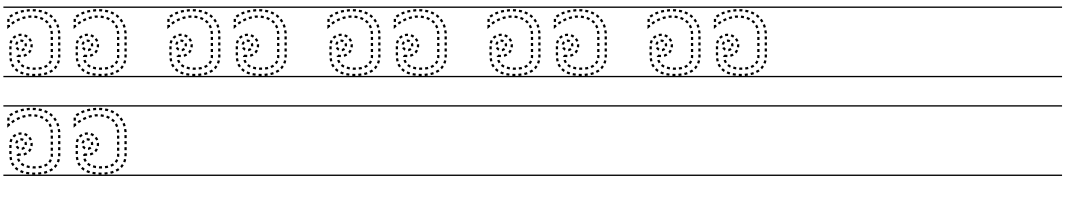
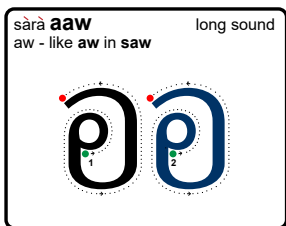
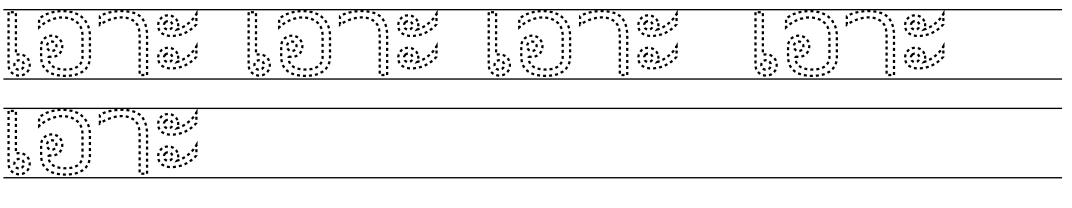
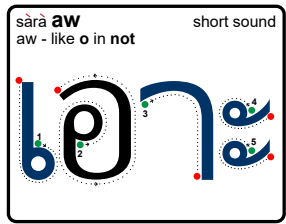
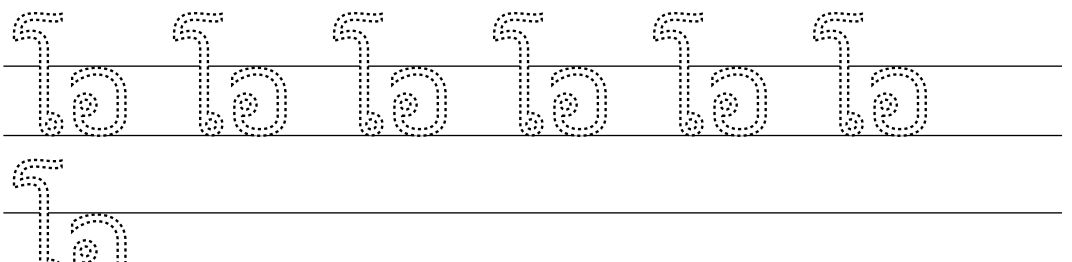
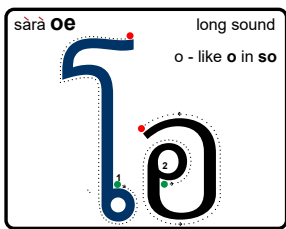
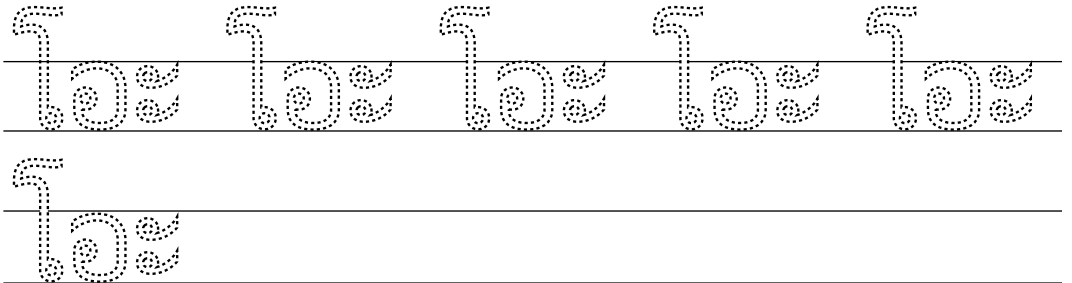
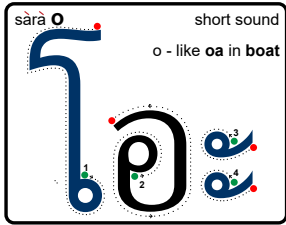
long sound



aae aae aae aae aae aae aae aae aae aae aae aae aae aae aae aae

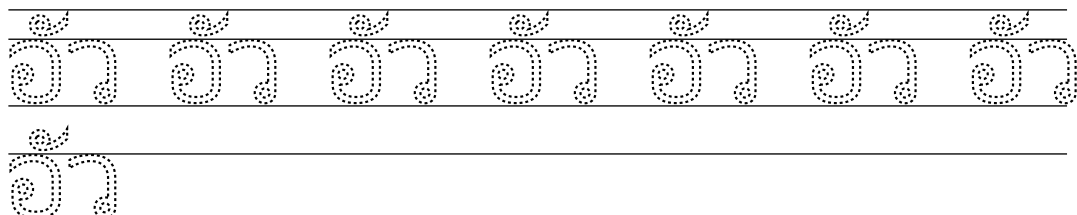
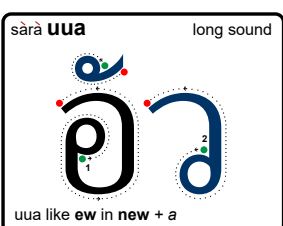
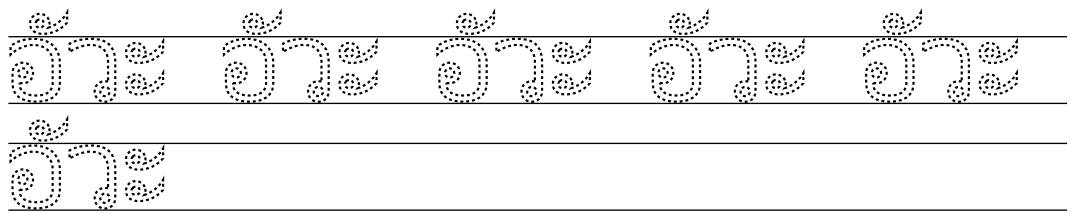
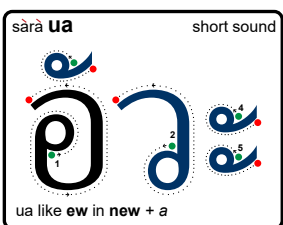
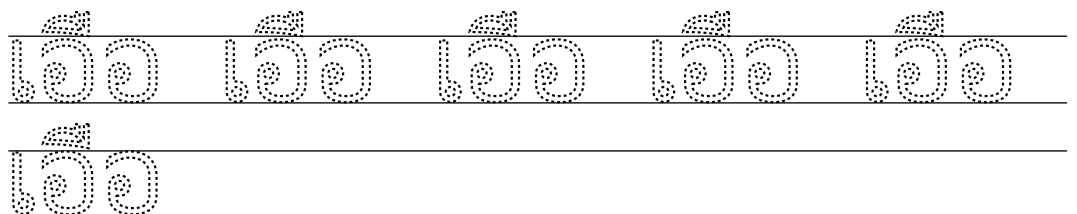
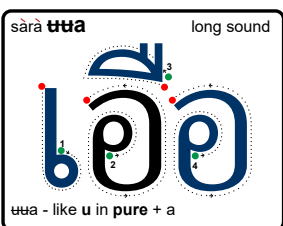
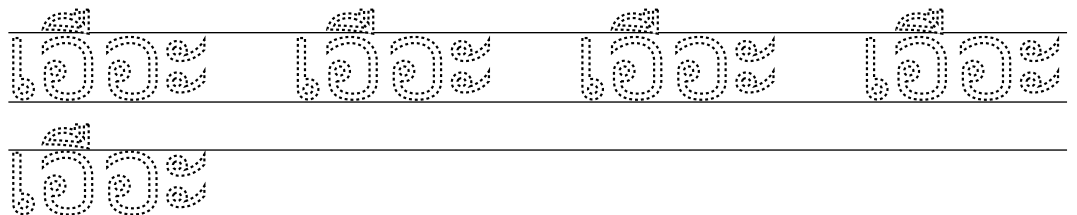
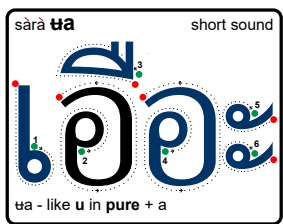
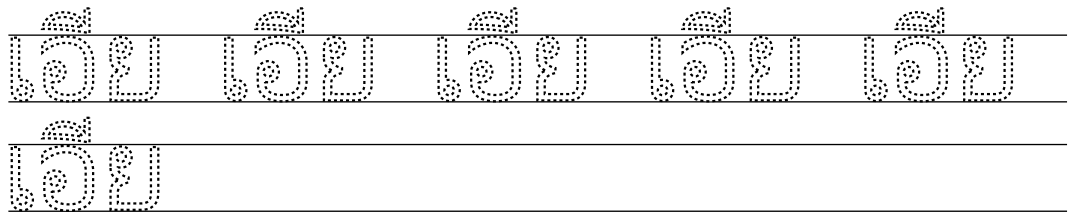
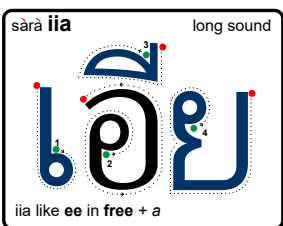

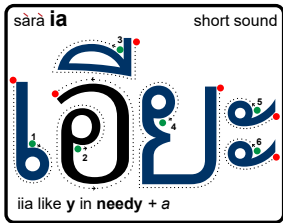
aae

The Basic Vowels (continued)



Diphthongs

These vowels have two sounds. They are spoken as a glide from one vowel sound to another, and can be either long or short.



Extra Vowels

These vowels are not true vowels, but are special symbols that represent specific vowel-consonant combinations. In our lessons we regard them as vowels, and they can be either long or short.

sàrà **um**

um - like um in sum

อำ อำ อำ อำ อำ อำ อำ

อำ

sàrà **ao**

ao - like ow in cow

เอา เอา เอา เอา เอา เอา

เอา

sàrà **ai mǎi-muan**

ai - like y in my

ไอ ไอ ไอ ไอ ไอ ไอ ไอ ไอ

ไอ

sàrà **ai mǎi-mǎ-lai**

ai - like y in my

ไอ ไอ ไอ ไอ ไอ ไอ ไอ ไอ

ไอ

sàrà **ra** (short)

sàrà **ra** (long)

ฤ ฤ ฤ ฤ ฤ ฤ ฤ ฤ ฤ ฤ

ฤ

sàrà **ra** (short)

sàrà **ra** (long)

รฤ รฤ รฤ รฤ รฤ รฤ รฤ รฤ รฤ

รฤ